



easy  wms

WMS & PALLET SHUTTLE INTEGRATION

Streamline operator tasks with the Pallet Shuttle system

This Easy WMS module **integrates the shuttle control system and the Easy WMS interface in a single device** to make operators' tasks more efficient.

Thus, operators can **receive detailed instructions** from the WMS and simultaneously **control the movements of the motorised shuttle**: depositing and extracting goods, counting containers and storing pallets in a compact way, among other actions.



Advantages of WMS & Pallet Shuttle Integration

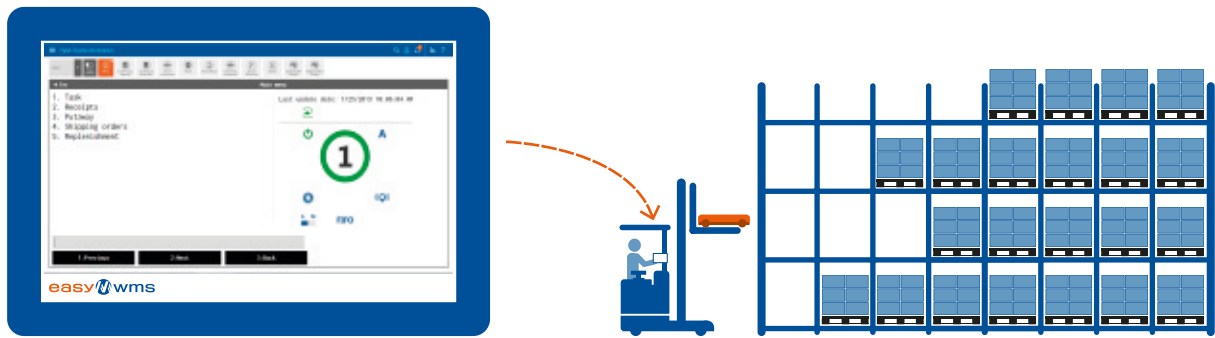
Consolidate WMS task management and Pallet Shuttle control on a single screen.

Improved ergonomics for warehouse workers.

Intuitive interface optimised for simultaneous use of both software programs.

Cost reductions by combining functions that used to require several terminals in a single device.

WMS & Pallet Shuttle Integration



Optimise Pallet Shuttle operations

The Pallet Shuttle is a compact storage system designed to maximise warehousing capacity and speed up inbound and outbound pallet cycles in the warehouse. This semi-automated system comprises a motor-driven shuttle that enters the storage channels to load and unload palletised goods.







The electric shuttle is integrated with the high-density racking, which leverages warehouse space by eliminating aisles. Moreover, this solution adapts to LIFO (last in, first out) and FIFO (first in, first out) storage and extraction criteria as needed.

Implementation of the WMS & Pallet Shuttle Integration module significantly facilitates operator tasks, thanks to its single, user-friendly interface. This way, operators receive step-by-step tasks from the WMS while maintaining control of the Pallet Shuttle.

This storage system is especially useful in warehouses with a large number of pallets per SKU.

WMS & Pallet Shuttle Integration: features

-  Facilitates **management of the motorised shuttle** and of the WMS from the same interface.
-  **Controls** the Pallet Shuttle and Easy WMS via the warehouse's Wi-Fi network.
-  **Notifies shuttle operators of their tasks.**
-  **Streamlines** pallet entry and exit cycles.

Why choose Mecalux Software Solutions?

-  The company has 50 years of experience in warehouse solutions and a presence in over 70 countries.
-  More than 370 engineers are exclusively dedicated to the development of logistics and supply chain software.
-  More than 1,000 installations in 36 countries are managed by Mecalux's software solutions.
-  Software is continuously developed and updated, thanks to major investments in R&D.
-  Technical support is available in multiple languages 24 hours, 365 days a year.



“We’re thrilled with the Pallet Shuttle system, with the software that runs the automatic shuttles and with Easy WMS from Mecalux. Since its installation, the warehouse has turned out excellent results. Giving exact figures is hard, but, between February and August 2018, we stepped up our sales volume by around 8%.”

Erik van den Nieuwelaar
Innovation Manager, Huijbregts Groep